

To properly install and connect the Osborne REM-1100 1/25 HP motor, please read the following instructions carefully. If questions remain unanswered after reading these instructions, please contact your area Osborne Dealer for assistance before attempting installation.

FAILURE TO PROPERLY INSTALL AND CONNECT THE 1/25 HP MOTOR COULD RESULT IN NON-WARRANTY DAMAGE TO THE MOTOR AND THE CONTROL, OR IN UNRELIABLE VENTILATION PERFORMANCE.

The recommended method for installation of the 1/25 HP motor is shown in Fig. 1. The motor is supplied with a softwire connector attached to the side of the motor. It is **ESSENTIAL** that the wires exiting the motor be firmly fastened to the motor. This will insure no damage will occur due to vibration of the loose wires. After firmly fastening the wires to the motor, the wires should be connected to an external junction box with an optional ON/OFF switch. Connecting the motor wires to the junction box switch will

provide a safe method for disconnecting the electrical service during cleaning or maintenance. The connection to the external junction box can be achieved by using a watertight strain relief, conduit connector, or a similar connector used on the motor. The motor wiring diagram is provided on a label attached to the side of the motor. A suggested wiring diagram for connection to a switch is shown on the back of this instruction sheet.

This installation will be the same for all the Osborne Agri Aide fans (with an A.O. Smith 1/25 HP motor) listed below:

FANS

SW0801	FM0801	FG0801	FP1203
SW0802	FM0802	FG0802	FP1207
SW1203	FM1203	FG1203	
SW1207	FM1207	FG1207	

FIGURE 1

Drawing shows FP fan for simplicity. SW, FM and FG fans wire the same

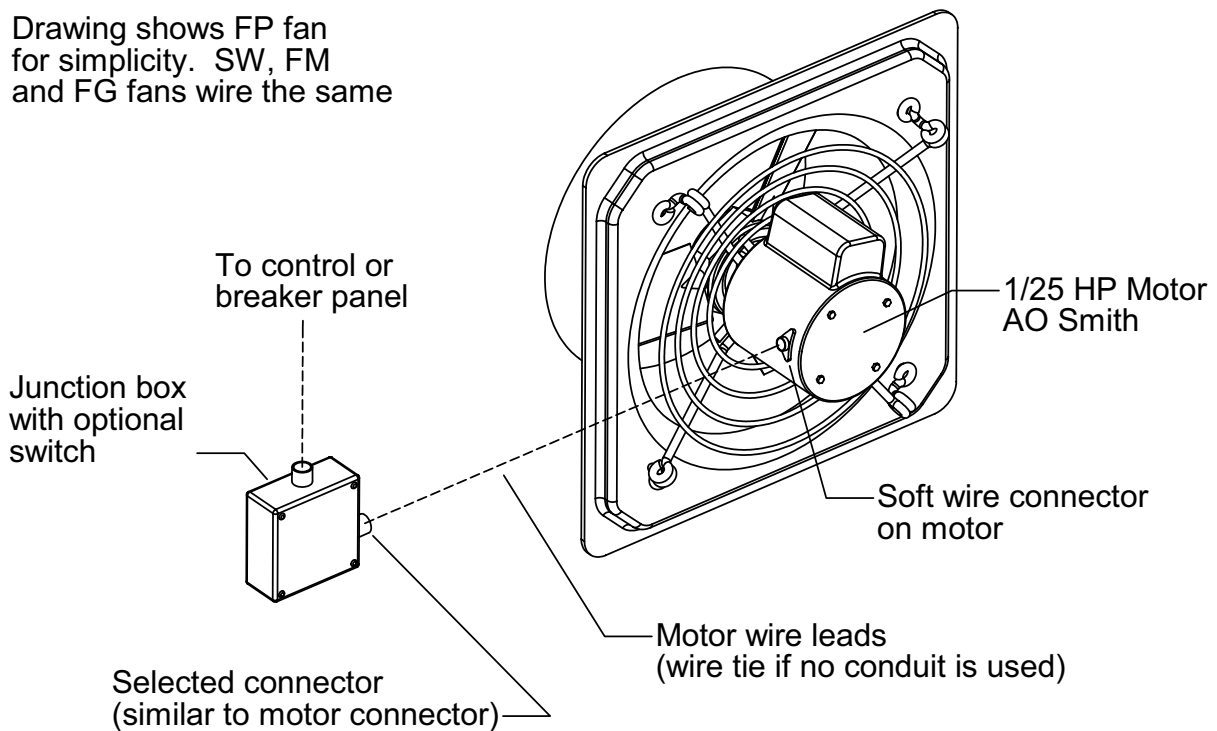


FIGURE 2 — 115 Volt Wiring Diagram

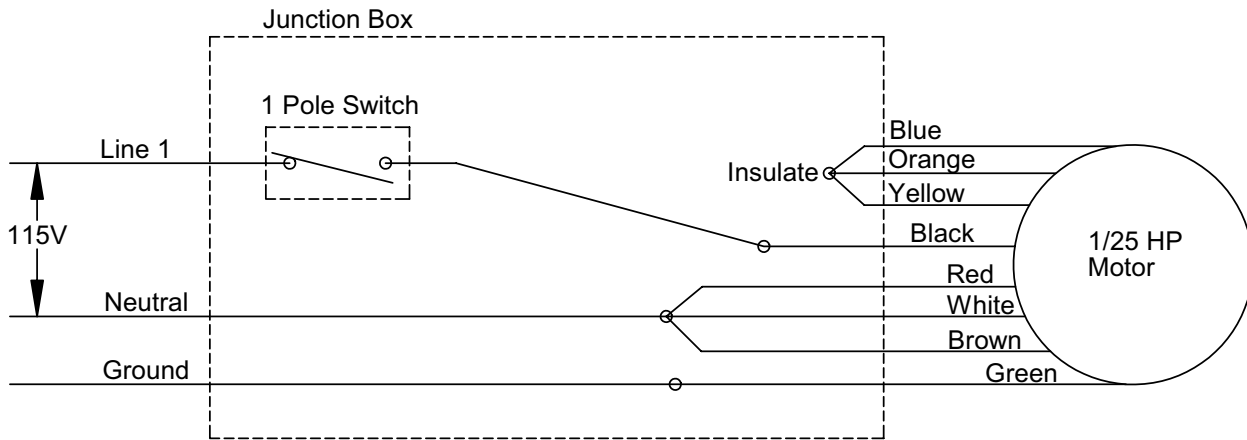
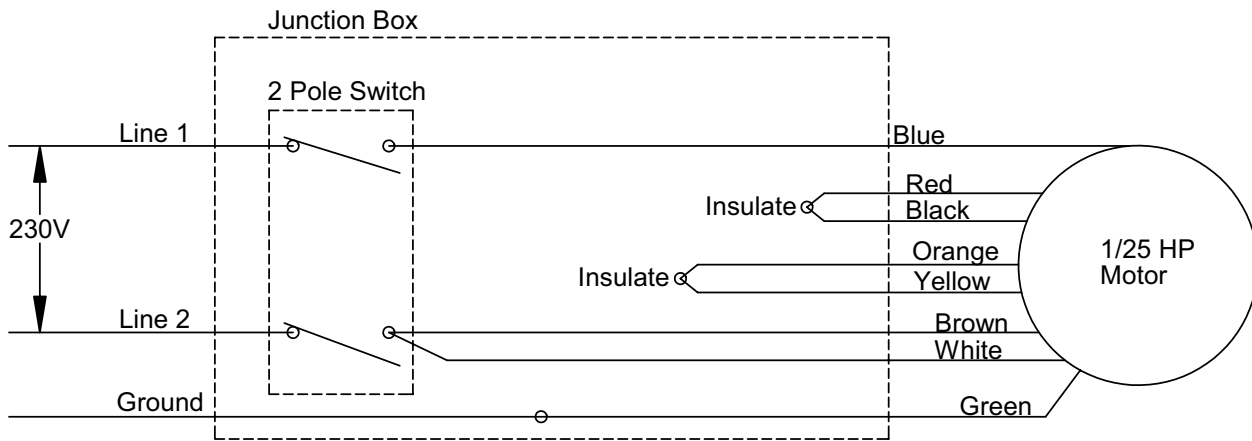


FIGURE 3 — 230 Volt Wiring Diagram



WARRANTY

OSBORNE INDUSTRIES, INC. warrants to the original purchaser that its *AGRI AIDE* ventilation products which prove to be defective in material or workmanship within one year of the date of purchase (10 years on fiberglass parts, limited to normal use) will be repaired or replaced at OSBORNE's option free of charge F.O.B., OSBORNE's nearest Sales Office. Exceptions to this warranty are electric motors which are covered by the warranty of the motor manufacturer.

WHAT IS NOT COVERED BY THIS WARRANTY

The Warranty does not cover: (1) Installations not made in accordance with installation instructions; (2) Operation of the product which varies substantially from our operating instructions; (3) Malfunctions resulting from misuse, negligence, alteration, accident or failure to perform normal required maintenance; (4) Loss of time, inconvenience, loss of use of the product, or other consequential damages; (5) Products not purchased from **OSBORNE** or one of its authorized dealers.

The above constitutes our sole warranty for *AGRI AIDE* ventilation products. THERE IS NO WARRANTY OF MERCHANTABILITY AND THERE ARE NO WARRANTIES WHICH EXTEND BEYOND THE DESCRIPTION ON THE FACE HEREOF. **OSBORNE** reserves the right to change models, designs, and specifications at any time without notice or obligation to improve previous products in use.

OSBORNE INDUSTRIES, INC. • OSBORNE, KANSAS 67473 • (800) 255-0316